

NATIONAL STUDENT ATTENDANCE,
ENGAGEMENT, AND SUCCESS CENTER



2018 National Convening

May 9–10, 2018
Baltimore, Maryland



NSAESC

National Student Attendance, Engagement, and Success Center

NATIONAL STUDENT ATTENDANCE, ENGAGEMENT, AND SUCCESS CENTER



Mock Early Warning Indicator (EWI) Meeting

Felicia Walker, Everyone Graduates Center
Paul Verstraete, Everyone Graduates Center

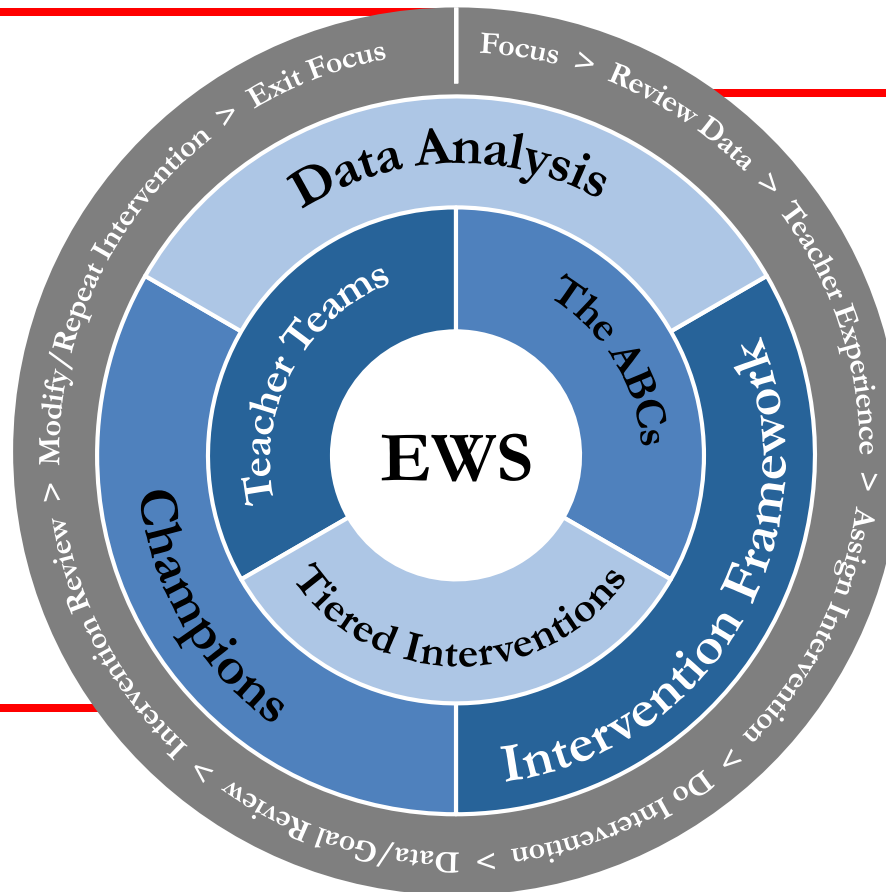


NSAESC

National Student Attendance, Engagement, and Success Center

The Process

Core Components



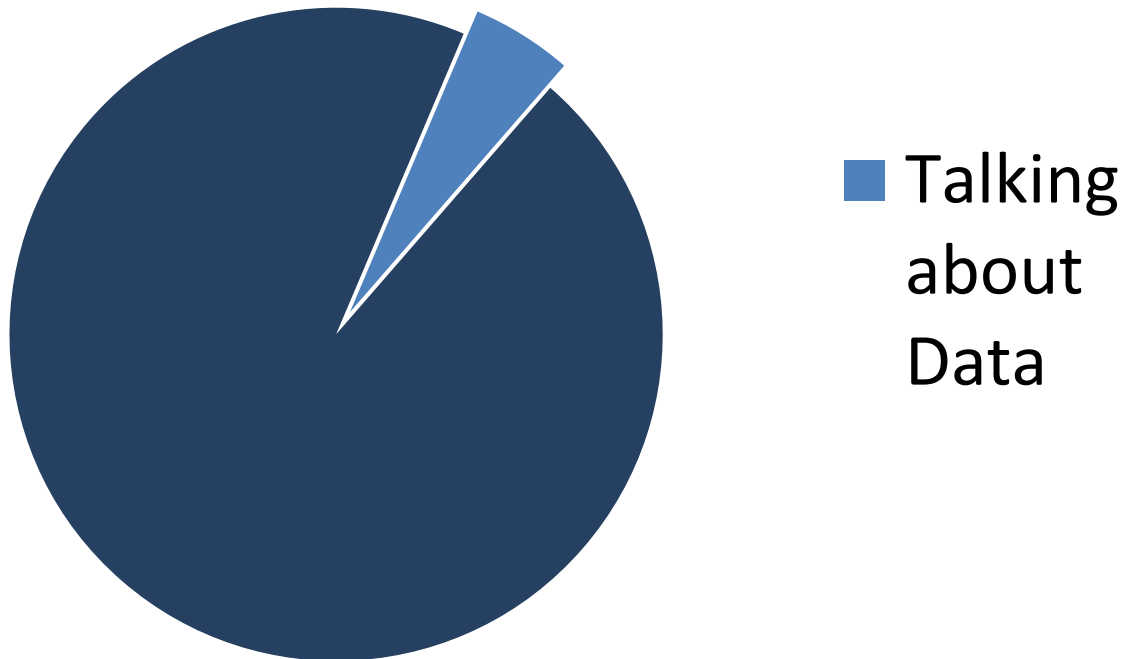
Action Components

Avoiding Data Fatigue

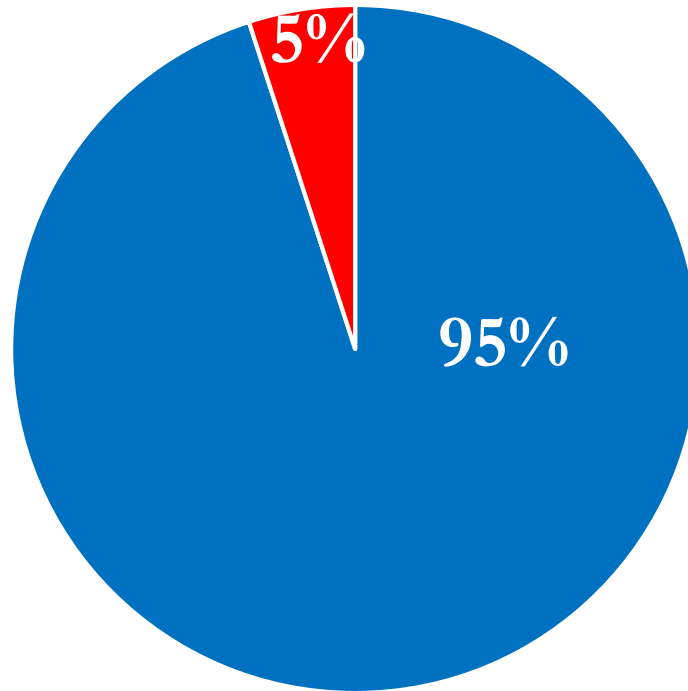
- Not all data is created equal—focus on **PREDICTIVE DATA**
- More is not better—focus on **ACTIONABLE DATA**
- Data tracking/analysis should match action—focus on **IMPACT**
- Tracking data and analyzing data is not the same thing as action—**FOCUS**



A Productive Use of Time



Your Time



-  Talking about data
-  Using data to work with kids

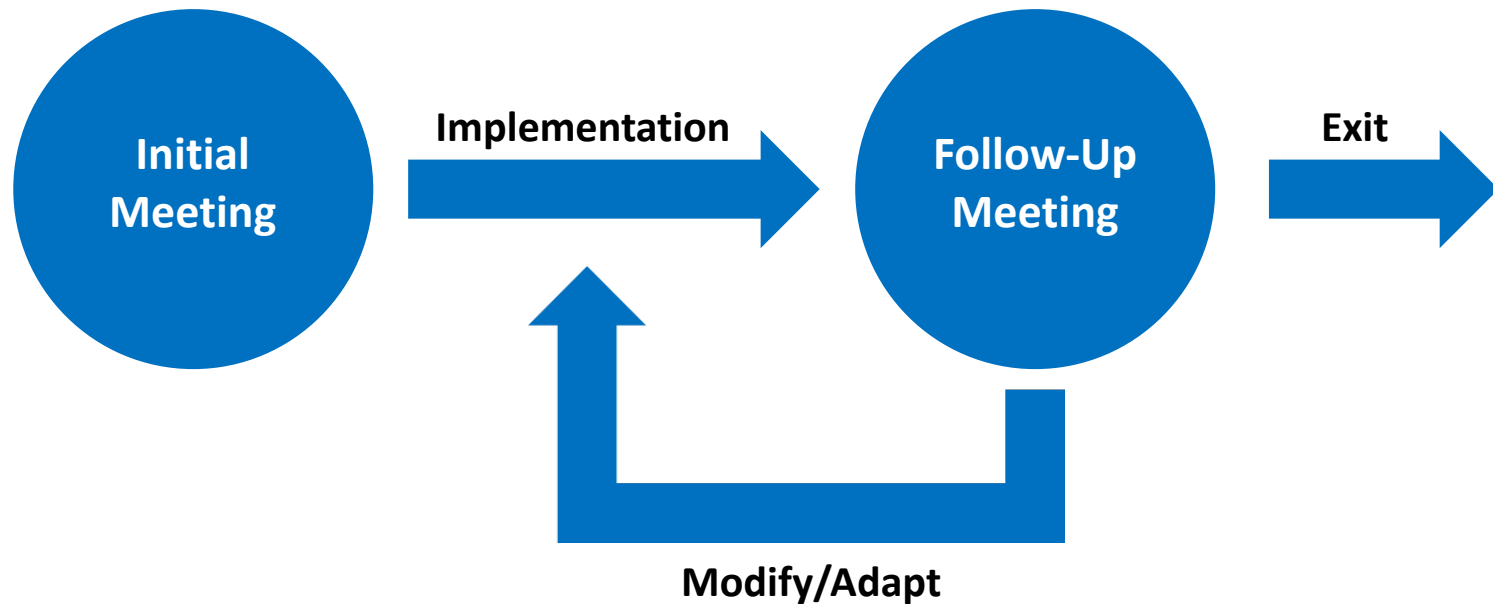




We Need a PRODUCTIVE 5 Percent



The Process



EWI Meetings

An interdisciplinary team meeting to coordinate, create, and monitor interventions for students who are exhibiting early warning indicators



Types of EWI Meetings

- Interdisciplinary team of four teachers
- Student Support Team: counselor, 9th-grade representative, administrator
- Whole-School Team: smaller school settings

**I ♥
MEETINGS**

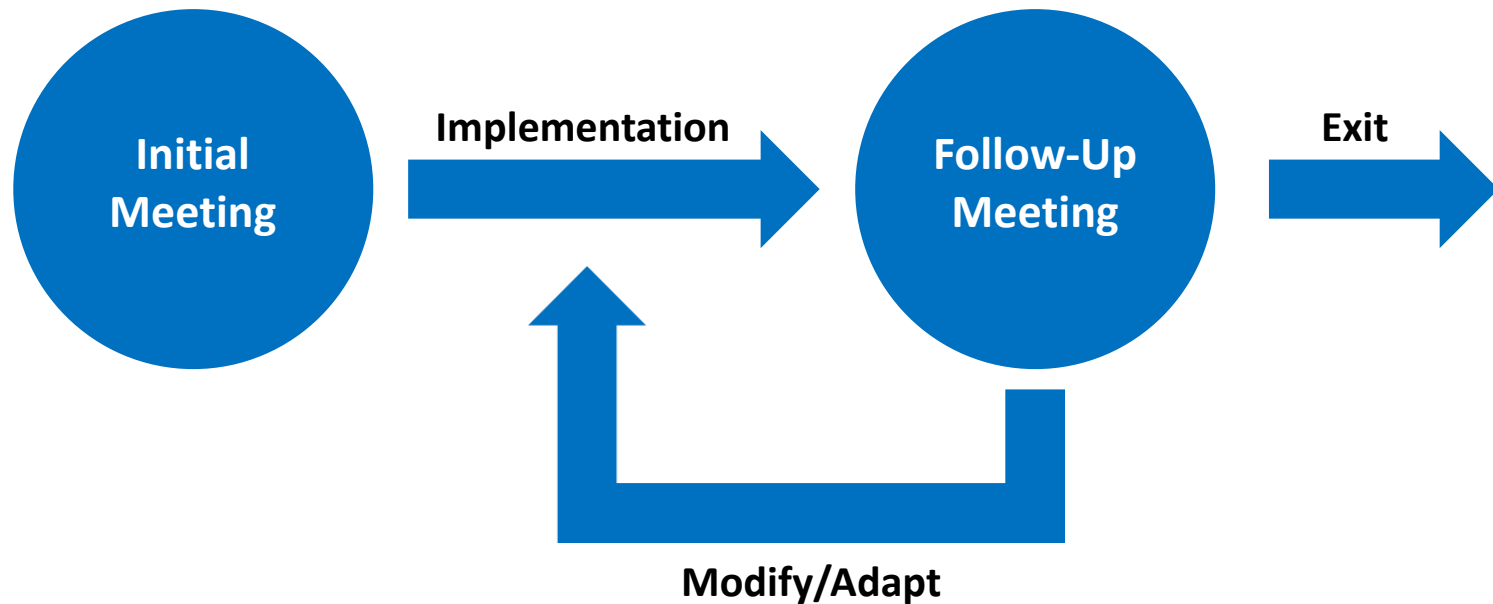


Team Meeting Roles

- **Recorder:** Fills out action plans
- **Timekeeper:** Ensures that timing for protocol is being followed
- **Facilitator:** Ensures that norms for protocol are being followed
- **Everyone:** Is prepared to discuss details about their students, aware of the resources available, and looking for solutions



The Process





Initial Meeting



Agenda

- Overview of the meeting (5 minutes)
 - Students to be discussed, new pieces of data, reminders about paperwork
- Discussing students and interventions (25 minutes)
 - Same process for each student/issue, typically 4–7 min. per
- Announcements (5 minutes)
- Sharing successes—one from each group (5 minutes)




Intervention Identification Protocol

- Identify student/group/issue (1–2 minutes)
 - Identify which off-track behaviors the student(s) exhibit(s)
 - Identify data-supporting identification for intervention (from EWI report)
- Team provides information (2–3 minutes)
 - Team members succinctly (monitor your airtime) provide additional information about why off-track indicators may be present
- Team members discuss intervention options (3–5 minutes)
 - Consult resource map
 - Discuss who will champion follow up
 - Determine date for follow-up conversation
 - Determine communication with family or families



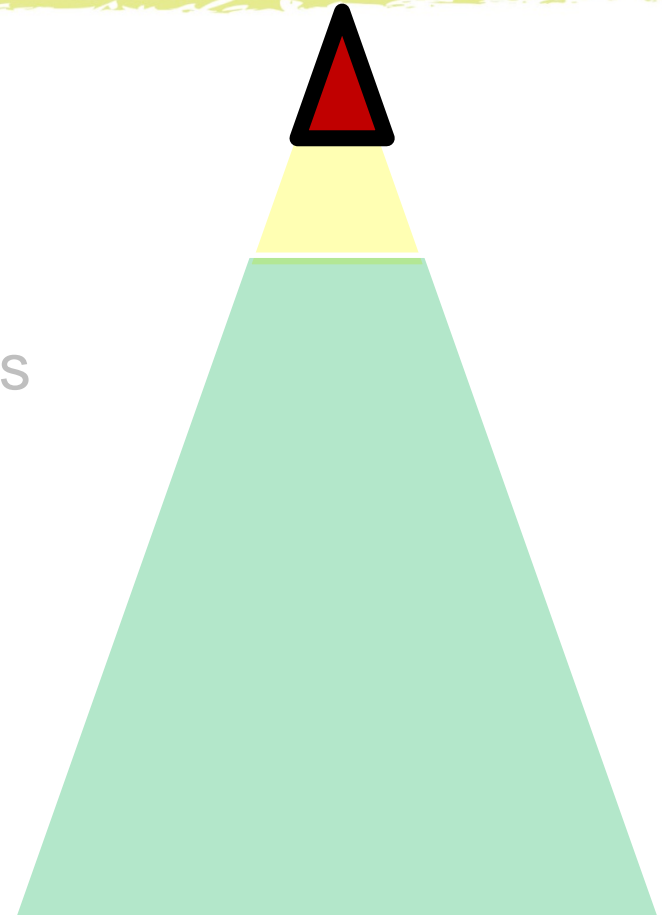
Process that Meets the Intervention System

- **Level 3:** Individual—case managed and case studies
- **Level 2:** Targeted—student roster broken down by groups based on demographics, special needs, teachers, grade level, etc.
- **Level 1:** Everyone—charts, graphs, and other data visualizations



Data Analysis Inspired by the Intervention System

- **Level 3:** Individual—case managed and case studies
- **Level 2:** Targeted—student roster broken down by groups based on demographics, special needs, teachers, grade level, etc.
- **Level 1:** Everyone—charts, graphs, and other data visualizations







Practicing an EWI Meeting

- Find a group of 3–6 individuals
- Identify one facilitator
- Send facilitator to Paul for directions



Tier 3: Data to Action



Felicia	Terry	Donette	Rick
			
Data <u>FOR</u> Action	Data <u>FOR</u> Action	Data <u>FOR</u> Action	Data <u>FOR</u> Action
Current (Q1)	Current (Q1)	Current (Q1)	Current (Q1)
Attendance: 5 Abs Referrals: 6 Math: 68% ELA: 77%	Attendance: 0 Abs Referrals: Susp Math: 88% ELA: 53%	Attendance: 10 Tdy Referrals: 2 Math: 68% ELA: 55%	Attendance: 5 Abs Referrals: 1 Math: 56% ELA: 87%
End of Previous Year	End of Previous Year	End of Previous Year	End of Previous Year
Attendance: 96% Referrals: 0 Math: B ELA: A	Attendance: 93% Referrals: 2 Math: A ELA: C	Attendance: 99% Referrals: 14 Math: C ELA: D	Attendance: 81% Referrals: 1 Math: C ELA: B

Reflection on Mock EWI Meeting

- How was it?
- How did you feel as the facilitator? Participant?
- What questions might you have?



NATIONAL STUDENT ATTENDANCE, ENGAGEMENT, AND SUCCESS CENTER



Thank you!

fwalker@jhu.edu

pverstraete@jhu.edu



NSAESC

National Student Attendance, Engagement, and Success Center

Organizations that we work with:

Everyone Graduates Center: <http://new.every1graduates.org>

Attendance Works: <http://www.attendanceworks.org>

MENTOR: <http://www.mentoring.org>

My Brother's Keeper Alliance: <https://www.mbkalliance.org>

Jobs for the Future: <http://jff.org>

The work reported herein is supported under the Education Technical Assistance and Support Services (EDTASS) project, National Early Warning System and Chronic Absenteeism Reduction Center, Contract Number ED-ESE-15-A-0011/0004, from September 27, 2016 – September 26, 2018, as administered by the Office of Safe and Healthy Students, U.S. Department of Education. This contract was awarded to Jobs for the Future, Inc. (JFF). The contents do not necessarily represent the positions or policies of the Office of Safe and Healthy Students or the U.S. Department of Education and you should not assume endorsement by the federal government.

